





BTS4000-10V30A Battery testing system											
Model:	BTS4000-	10	V	30	A	Battery testing system	SN:	CT-4008	-10V30A	-	NTFA
Items						Values					
Input AC						AC 220V ±10% / 50Hz					
Input Power						3646			W		
Resolution						AD: 16bit; DA: 16bit					
Input Impedance						≥100kΩ					
Voltage	CV output range					0.05V~10V					
	Min discharge voltage					0V					
	Accuracy					± 0.1% of FS					
	Stability					± 0.1% of FS					
Current	Output range					0.15A~30A					
	Accuracy					± 0.1% of FS					
	CV cut-off current					0.15A					
	Stability					± 0.1% of FS					
Power	Output power/channel					300W					
	Stability					±0.2% of FS					
Time	Current response time					Max rising time: 20ms					
	Working step time					≤(365*24)h/step Time format-00: 00: 00.000(h, m, s, ms)					
Data record	Data record conditions					Min data record interval:100ms					
						Min voltage change: 20mV					
						Min current change: 60mA					
Frequency						10Hz					
Charge	Charge mode					CC、CV、CCCV、CP、CCCV for battery pack					
	Cut-off condition					Voltage, Current, ΔTime, Capacity, ΔV					
Discharge	Discharge mode					CC、CP、CR					
	Cut-off condition					Voltage, Current, ΔTime, Capacity					
Pulse Mode	Charge					Constant current, Constant power					
	Discharge					Constant current, Constant power					
	Min pulse width					500ms					
	Pulse cycles					up to 32					
	Cut-off condition					Voltage, Time					
DCIR						supported					
Channels Parallel						Unsupported					
Cycle	Max cycles					65535					
	Max steps					254					
	Max cycle nest					3					
Protection	Software protection					● Power-off data protection					
						● Off-line operation mode					
					● User-defined protection conditions, such as upper and lower limited current/voltage, delay time, temperature, etc.						
Hardware protection					Foolproof protection with hardware protection level IP20						
Channels feature						Independent pairs of closed loop for constant current source and constant voltage source.					

Channels control mode	Independent control		
Data acquisition method	Kelvin connection		
Noise	<85dB		
Database	MySQL		
Communication	TCP/IP		
Harddrive space requirement	500GB		
Data Export	XLS, PDF, TXT, Plot/Graph		
OS	Windows 7/10 64 bit		
Communication port	Ethernet		
Operation and storage environment requirement			
Items	Values		
Operation environment temperature	0°C~40°C (When the temperature is 25±10°C, the accuracy error caused by temperature change is less than 0.005% of FS /°C)		
Storage environment temperature	-10°C~50°C		
Operation environment humidity	≤70% RH(no moisture condensation)		
Storage environment humidity	≤80% RH(no moisture condensation)		
Clamps and dimensions			
Items	Values		
Tester Picture (Pictures just for reference)			
Clamps pictures (Pictures just for reference)			
	Alligator	Polymer	Ring connector
Dimension (W*D*H) (mm)	18U (19") , 600*600*1000		
Aux Channels	Aux channel types	Temperature	
	Temperature range	-25°C~110°C	
	Temperature accuracy	±1°C	
	Temperature resolution	0.1°C	
Temperature aux channels for each main channel	Up to 248		
Voltage aux channels for each main channel	Up to 248		
Protection settings for aux channels	Temperature up-limit, bottom-limit; Voltage up-limit, bottom-limit; ΔV of single cell.		
Note: not applicable for batteries with soft-reset functional protection board			